

TECHNOPARK ANNUAL REPORT
2013-2014



TECHNOPARK ANNUAL REPORT
2013 – 2014

TECHNOPARK ANNUAL REPORT 2013-2014

About Technopark

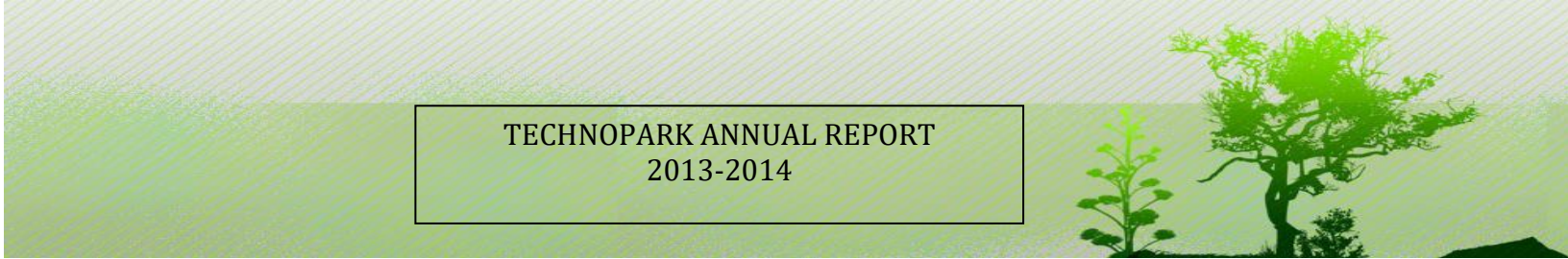
Technopark under Electronics Technology Parks – Kerala (ETP-K), an autonomous society promoted by Government of Kerala established in 1990 has turned to be an ultimate destination for the IT / ITES workspace today. Technopark holds the pride of being India's first Technology Park and the largest greenest IT parks in India. Strategically located in the capital Thiruvananthapuram, Technopark has left no stones unturned in providing the world-class infrastructure with highest standard of safety, Professionalism, Ethics, Quality, Customer Service, Social responsibility and compliance.

The main Objectives of ETP-K

- ❖ To create the infrastructure and environment required for setting up high technology Electronics manufacturing unit and Research, Design, Development & training establishments
- ❖ To encourage local entrepreneurship, NRI and companies to set up electronics units
- ❖ To assist in setting up software development units in Kerala
- ❖ To set-up R& D incubator and pilot production facilities to be utilized by entrepreneur's
- ❖ To setup information bureau, library, documentation center, communication facilities and centralized seminars, conference and recreation facilities
- ❖ To assist in obtaining government and financial clearances
- ❖ To set up / assist joint ventures with Indian & foreign companies for setting up high technology electronic units in Kerala

Values & Benefits of Technopark

- ❖ Domestic Tariff Zone (DTZ) & Special Economic Zones (SEZ)
- ❖ State-of-art infrastructure
- ❖ Professional Facility Management
- ❖ Natural lush green environment
- ❖ Strategically located with multiple entry & exit
- ❖ Business Models which includes Land leasing, Smart Business Units (Plug & Play), Warm Shell Options to choose as per clients needs
- ❖ SBC Modules include small & large size varying from 5 to 50 Units – Pick & choose options for the client as per their needs
- ❖ Best digital connectivity for data communications
- ❖ 2 110 KVA Substations with 24 X 7 nonstop grid connectivity with 100% DG power backup
- ❖ Single window clearance system – All government approvals
- ❖ Centralized air conditioning & AHUs with DG backup
- ❖ Kerala Start Up mission – Innovation and entrepreneurship development initiatives
- ❖ Availability of great talent & Global work culture
- ❖ High quality of life
- ❖ Low operating cost with special subsidized Tariff
- ❖ Lowest Attrition
- ❖ Other Facilities includes – Technopark Club, Technomall, Guest House



TECHNOPARK ANNUAL REPORT
2013-2014

Technopark is the first CMMI Level 4, ISO 9001:2008, ISO 14001:2004 and OSHAS 18001:2007 certified Technology Park

Technopark has witnessed a major development across phases and has been growing steadily in size, companies and employee strength. Currently Technopark holds 336 companies with a built up space of 4 million Sq.ft in Phase I comprising of 156 Acres, Phase II a captive campus with renowned IT majors M/S. Infosys and UST Global in 86 acres of SEZ land with a built-up space of 8.5 Lakhs Sq.ft and the upcoming Phase III unit of about 1 Million Sq.ft (SEZ) of international standard on a total extent of 92 acres has created a huge demand for grade A IT/ITES work space with a right mix of functionality & value.

Technopark provides business incubation facilities for startup firms as well as provide all assistance in mentoring & conducting programme to the entrepreneurs in their specific domain. The Technopark Technology Business incubator (T-TBI) aims to provide economically plug & play facilities to start-ups in the IT/ITES fields

Technopark with its main objective in promoting IT/ITeS sector has contributed towards the social-economic development of the state and has created huge direct & indirect job opportunities and have marked its presence across the globe.



CONTENTS

I.	Message from Chairman Governing Council.....	5
II.	Message From Chairman PIB.....	6
III.	CEO's Report.....	7
IV.	Land Detail.....	9
V.	Infrastructure Creation.....	13
VI.	Annual Accounts.....	24
VII.	Marketing Activities.....	44



Message from Chairman, Governing Council

Kerala state is envisioned and conceptualized to provide the best in class physical infrastructure for development of IT/ITES Industries which has been growing at a very healthy rate of 20% per annum. The industry has helped in creating large scale employment opportunities not only for technically qualified professionals in the software sector but also for large number of non-technical personnel in low end activities like back office operations, call centres, transcription services etc.

Kerala state is uniquely has an excellent physical connectivity, evenly distributed across the fourteen districts of the state from Thiruvananthapuram in the south to Kasaragod in the north. The Hub & spoke model adopted by the state government with a larger vision to develop the IT/ITES industries including rural areas and local entrepreneurs which would create larger skilled and unskilled work force across the state and contribute for the entire development of the state having vast multitude of highly qualified and experienced human resources, uniformly spread across the state with quality social infrastructure

Technopark has scripted history and stands tall with live example on the commitment of the state invariably expanding to the growing needs and demands of the companies which had resulted in Phase 3 with an 1 Million sq.ft SEZ area and Phase 4 with a 423 acres integrated township. State with its clear IT policy, Investor friendly relation, single window clearance system, best in class infrastructure, Availability of Talent pool, lowest operation cost no doubt Kerala is emerging as a preferred IT destination with Technopark, Infopark, &Cyber Park being the brand which is looked up by the IT majors across the world. Technopark has Technopark – Phase I,II,III, IV (Technocity) and Phase V- Ashtamudi Towers, Kollam unit has been a pet projects of the government and have shown growth yearonyear

Kerala government is keen in promoting the IT industry and will encourage entrepreneurs, joint ventures and investments from across countries which would boost the socio-economic growth in the state and all possible supports will be extended to Technopark in their future expansion plans.

TECHNOPARK ANNUAL REPORT 2013-2014



Message from Chairman, PIB

Information Technology has potential to raise the long-term growth prospects through increased productivity in almost every sector of the economy and also it can play a major role in development on a broader sense beyond just economic growth. Obviously, this depends on comparative advantage in providing IT products and services, global demand for these products and services, development of a robust domestic market, positive spillovers to rest of the domestic economy and impact on governance.

Indian IT industry especially Kerala IT has a comparative advantage in the global IT sector atleast in terms of cost, and availability of large number of workers with a combination of engineering and managerial skills which will help in moving towards higher value added services and also emerging as one of the key investment markets in the country.

Technopark has built up valuable brand equity over the years. Technopark has emerged as the best-in class preferred IT destination in Thiruvananthapuram has set an example in the history of Kerala. To cater to the existing demand Technopark Phase 3 Ganga – Yamuna Twin towers has been commissioned and the project is in the final stage of completion. The project is in the SEZ category which is got a huge demand from export services which also meets the international standards.

The Upcoming Phase IV - Technocity project in Pallipuram is going to set a landmark in the capital of the state. Technocity when fully commissioned will be an integrated IT township, which includes not just space for IT/ITeS companies but also residential, commercial, hospitality, medical and education facilities. Mentored and nurtured by Team Technopark, Technocity when it takes its final shape, will be a valuable asset to the State and also to the nation.

To uplift the rural IT Sector and to boost the domestic economy kerala government has strategically designed and developed the spoke models in the rural areas which include Kollam IT Park with 1 Lakh Sq.ft of built-up area and Cherthala& upcoming Kannur IT parks.

Kerala as a state has made substantial growth in IT sector and the potential for the growth is so high if the suitable infrastructure is planned in a phased manner which would provide an investor friendly environment for the companies who are looking at cost cutting measures as our IT parks could offer a better space at a lessor cost.

TECHNOPARK ANNUAL REPORT 2013-2014



CEO's Report 2013- 14

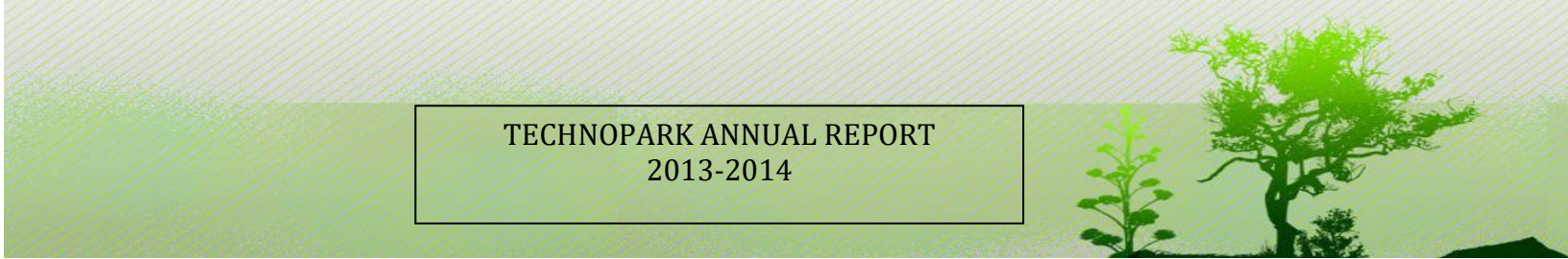
We at Technopark take pride in proactively ensuring that all the client's needs are well addressed and walk the extra mile to make sure that our clients achieve high levels of office space efficiency and we meet their expectations at today's standards.

Technopark has emerged as the best in class preferred IT destination in Thiruvananthapuram which is possible because of the availability of right talent, lower operating cost and an organizational structure. Over the years Technopark has built up valuable brand equity over the years.

Technopark located along the National High way-47, about 15 kms from Trivandrum Central, Technopark spread over 333 acres developed to offer holistic solutions for IT/ITeS sector across phases with a combination of the best of working and living conditions where nature and fresh air are in abundance and space is luxurious. The work zones includes a Special Economic Zone for export oriented business, and a Domestic Tariff Zone (DTZ) for business catering to the domestic market

Development of phase III of Technopark which includes the Twin towers Ganga Yamuna building have been operational with 22 Smart Business Centres and Warm shell options almost 50% of the space have been allotted. Facilities such as shopping malls, a commercial complex, executive hotel facilities, a star hotel convention centre and a multiplex have been planned. Once Phase III becomes fully operational, Technopark will have a total of 7.2 million sq.ft of built-up area including phases I to III here and the kollam Technopark. This would make Technopark among biggest IT parks in the country. Technopark Phase III will provide direct employment to over 45,000 IT professionals and indirect employment to over 2 lakhs people

Technopark Phase IV - Technocity which is in the initial stage of development is an integrated township which is going to have a wide variety of sectors which includes IT/ITeS, education, Health, electronic Manufacturing unit, Research & Development centres Residential and other supporting facilities in SEZ & Non-SEZ Zones. Infosys and Tata Consultancy Services, SunTec, & IIITM has already acquired land in Technocity. Tata Consultancy Services (TCS), the top most IT Company in India would be setting up its Global Learning Academy, World's largest training academy of its kind in 97 acres of land at an investment of Rs. 3500 crores. TCS is planning to build one of the largest campuses in Trivandrum with 8 million square feet, which will accommodate and train 16,000 IT/ITeS professionals.



TECHNOPARK ANNUAL REPORT
2013-2014

Technopark Phase V – Ashtamudi Towers in Kollam, a rural IT park with 1 lakhs sq.ft has successively been operational with 8 companies. Which falls under SME segment. Technopark Kollam will be the focus in the coming days.

Technopark has achieved this milestone across years through a dedicated team of professionals who are inline with the objective of Technopark & have rendered remarkable service with atmost sincerity & commitment.

K.G. GIRISH BABU
CHIEF EXECUTIVE OFFICER

TECHNOPARK ANNUAL REPORT
2013-2014

Details of Land acquired/ allotted/available during 2013-14

LAND Allotment Details in Acres					
Sl.No.	Technopark Projects	Acquired	Land area allotted to Companies		
			Company Name	Land Extend	SEZ/ Non SEZ
1	Phase I	0		0	
2	Phase II	0		0	
3	Phase III	0	McFadyen Consulting Services Pvt.Ltd.	1.00	SEZ
			Tvm Corporation	0.37	Non SEZ
4	Technocity	0	TCS	15.00	Non SEZ
			SunTec Business Solutions	10.00	SEZ
	TOTAL	0		26.37	

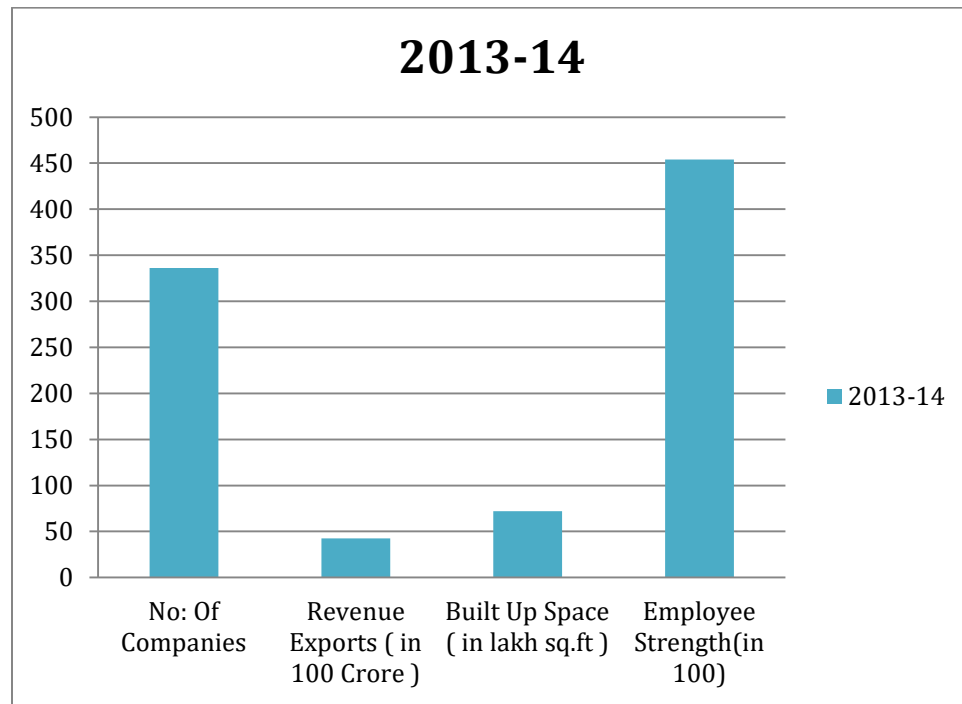
Building Details

Sl. No.	Building Name	Area in sq.ft.
1	Pamba	36,000
2	Periyar	36,000
3	Nila	4,69,500
4	Chandragiri	60,000
5	Gayathri	1,50,000
6	Bhavani	5,50,000
7	Thejaswini	8,50,000
8	Ganga&Yamuna (Phase III)	10,00,000
9	Ashtamudi (Technopark Kollam)	1,00,000
	Total	32,51,500

**TECHNOPARK ANNUAL REPORT
2013-2014**

TECHNOPARK Growth Chart

Period	2013-14
No: Of Companies	336
Revenue Exports (in Crore)	4250
Employee Strength	45395
Built Up Space (in sq.ft)	7200000



List of New Companies for the period 2013-2014

**TECHNOPARK ANNUAL REPORT
2013-2014**

2013	Company Name	Building	sq.ft
1	Noonic Software Development Pvt. Ltd	Amstor	250 sq ft
2	M/s Muthoot Pappachan Technologies Ltd	Leela Infopark	17548 sq.ft
3	Conglomerate Web Connect Services Pvt. Ltd	Thejaswini	160 sq ft
4	Xpetize Technology Solutions Pvt.Ltd	TBI, Nila, (04.02.2013)	
5	Yarab Technologies Pvt. Ltd	Padmanabham, 1150	Jan-13
6	BGI Technologies Pvt. Ltd. (Sigtech's Space)	Thejaswini	900
7	Middle East (Grid zone space)	Thejaswini	1760 sq.ft
8	SENZIT Solutions (P) Ltd - (Visonics Sub lease)	Periyar (05.04.2013)	1200 sq.ft
9	Livares Technologies	T -TBI, Nila (14.06.2013)	
10	Eglobe IT Solutions (P) Ltd	SBC, Thejaswini	
11	UL Technology Solutions (P) Ltd	5th Floor, Amstor Annexure (03-06-2013)	1750 sq.ft.
12	Lightrains Technology (P) Ltd	TTBI, Nila (18.06.2013)	4 seater
13	Hepsoft	T-TBI, Nila (05.02.2013)	4 seater
14	Uniware Solutions (P) Ltd	T-TBI, Nila (28.02.2013)	2
15	Veristics	T-TBI, Park Centre, (19.03.2013)	10
16	Armtech Solutions (P) Ltd	T-TBI, Nila (11.04.2013)	
17	OctaHedral Solutions Ltd	T-TBI, Nila (26.06.2013)	4 seater
18	Protium Logic IT Services	TBIC Thejaswini (11.04.2013)	
19	AIR Event Services (P) Ltd	5th Floor, Amstor Annexure (17-06-2013)	400 sq.ft
20	Noonic Software Development (P) Ltd	5th Floor, Amstor Annexure (17-06-2013)	900 sq.ft
21	Binary Fountain Solutions (P) Ltd	2nd Floor, Amstor Building	2250 sq.ft.
22	Simplogics Solutions (P) Ltd	157 sq.ft	minus 1, Near State Data Centre, Thejaswini
23	Yem Infotech (P) Ltd	1990 sq.ft.	Module No. L- 12 C, Lower Level, Thejaswini
24	Kottackkal Business Solutions (P) Ltd	SBC No. 6	Thejaswini Bldg
25	SEGI(M2-2000sq.ft)exchaged with SHIPS(SBC No. o1)		500
26	Golunusoft Technologies		Tbi-15 floor - 2, Thejaswani building ,Technopark,t rivandrum
27	Sinura Health Inforation Process Solutions	2nd Floor , M2 (SBC No.01, Thejaswini)	2000
28	ICT Academy		2450 sq.ft., Thejaswini

TECHNOPARK ANNUAL REPORT
2013-2014

SI No	EXPANSION		Sq.ft.
	1	Phykon	300 sq.ft Passage area near their own space
2	Zoondia	1903 sq.ft, module No. T-1, Thejaswini (01.07.2013)	1903 sq.ft.
3	Standout IT Solutions Pvt Ltd	Nila (2006) + Amstor (08.01.2013)	2000 + 1700
4	Palnar Transmedia		3705
5	Se-Mentor Solutions (P) Ltd	SBC No. 13 & 14, Thejaswini	

Infrastructure Development

Review of the Engineering Works

(i) Renovation of Park Centre Building

Park Centre Building being the corporate office of Technopark is often visited by VVIPS, CEO's of various companies, foreign delegates and other guests. Being an iconic building in Phase-I campus a few renovation works like face lifting of entrance lobby, installation of new lift, modernization of board room, upgrading of toilets etc. were carried out. New works like renovation & modernization of Travancore Hall is in the pipeline. The works were executed through various agencies for a total cost of around Rs. 1 Cr.

Phase III Campus

i). Construction of 1million Sq.ft IT Building.

The twin tower IT Building named Ganga & Yamuna was inaugurated on 15/01/2014 by Hon'ble Chief Minister of Kerala Shri.Oommen Chandy in the presence of Shri. P.K. Kunjalikutty, Hon'ble Minister for Industries & IT; Shri. P.H. Kurian IAS,Principal Secretary(Industries & IT); Shri. K.G. Girish Babu, CEO(Technopark).

Structural Glazing and Aluminium cladding works has been completed. Interior finishing works are nearing completion.



View of IT Building in Technopark Phase III

ii). Electrification Works of IT Building.

Sanction for Energization obtained from Electrical Inspectorate

Sanction for energization of electrical installations (Partial)consisting of 2 Nos., 2500kVA transformers and 1 No. 1500kVA DG set obtained from the o/o Chief Electrical Inspector.

Testing and Commissioning

Testing and Commissioning of 2 Nos., 2500kVA transformers and 1 No. 1500kVA DG was completed

iii). Air Conditioning System.

The contractor M/s Sterling & Wilson has virtually completed the works. The pre-commissioning works completed. Final Commissioning works is in verge of completion.

iv). Internal Roads, Trenches and Pathways.

The contractor M/s Poonam Grih Nirman has completed the roadwork where ever the work frontage is available.

v). Water Distribution System.

The structure of 125 m³ and 180 m³ Over Head Tank is completed. The GLRS is also completed. The pump room and plumbing works are completed. The system will be commissioned after KWA incoming water line work is completed.

vi). Lifts for the IT Building:

This work has been completed.

vii) Fire Alarm & Protection System.

Works are virtually completed. Commissioning works will commence soon.

ix). Interior Furnishing Works of SBC at Tower 2.

The work was awarded to M/s. Keechery Engineering Co. works are virtually completed.

x) Soft Landscaping works

The work was awarded to M/s.Pranesh Landscapers (p) Ltd, Trivandrum. The work is virtually completed.

xi) 500 m³/day sewage treatment plant

The Contractor M/s Hubert Enviro Care Systems has completed the structural works. The office building works are in progress. Electro-Mechanical installations are in progress.


xii) Approach Road to Technopark Phase III from NH By-Pass

The work was retendered for the second time owing to lack of competitive bids. The total PAC of the work is 2.29 cr. And the period of completion is 6 months. The bid opening has been scheduled 16/06/2014.

TECHNOPARK – KOLLAM

i) Construction of IT Building.

- Finishing works are nearing completion.
- HVAC, Electrical, Fire Fighting and Lifts works are completed.
- Structural glazing and Aluminium cladding works are also nearing completion.



Perspective View of IT Building.

ii) 110 KV Sub station:

- All works completed and Testing and Commissioning is in progress.



Work progress of 110 kv Substation.

iii) 11 KV Compact Sub Station:

- Works completed.

iv)Electrical Works for IT Building

- All works are completed and Testing and Commissioning is in progress.
- 11kV power connection from KSEB received for IT Building.

v) HVAC Works for IT Building.

- All works are completed and Testing and Commissioning is in progress.

vi)Fire protection works of IT building

- All works are completed and waiting for testing and commissioning.

vii) Lifts for IT building

- Waiting for Testing and Commissioning.

viii) Over Head Water Tank and Water Distribution System:

- Finishing works of OHWT going on.
- Pump house works 100% completed.

ix) STP Works

Waiting for Testing and Commissioning.(pre-testing completed)

- Painting works of the Biogas plant work remaining.
- Pumps erection completed.

x) Embankment protection work

- Gabion Wall embankment work 100% completed. Rubble masonry work over the gabion completed.

TECHNOPARK ANNUAL REPORT
2013-2014

- Gabion wall works at the boat jetty portion remaining.(work awarded to Kerala State Inland Navigation Corporation)

xi) Water Supply Scheme by KWA

- Finishing works on Intake well progressing and nearing completion.
- Pipe laying works for full length completed.
- Finishing works on pump house at Technopark progressing and nearing completion.
- Finishing work of filter house going on.

xii) 110 kV UG cable laying from 220 kV substation, Kundara to 110kV substation, Technopark (Deposit work)

Cable laying works from Main Entrance to 110 kV substation has been completed. Cable joining and commissioning works is under progress.

xiii) Interior works of SBC at the first floor of IT building at Technopark, Kollam

- Partition works completed fully.
- Tiling work completed fully.
- HVAC work completed 95%.
- Electrical works completed 95%.
- Work order for supply and installation of furniture work order issued to V3 Engineers and furniture is expected to be delivered to site end of July 2013.

xiv) Resurfacing works of internal roads and other miscellaneous works at Technopark, Kollam

Resurfacing Works has been completed

TECHNOCITY

i) Water supply (deposit work by KWA)

Technopark, has requested Kerala Water Authority (KWA) to implement a scheme to supply the required quantity of water to Technocity. Kerala Water Authority through its Consultancy wing, WASCON submitted a proposal and Detailed Project Report (DPR) for implementing a water supply scheme to Technocity project.

The work is proposed to be implemented by Kerala Water Authority as a deposit work. Tehcnopark had issued administrative sanction to KWA for **Rs. 1787.74 lakhs** and remitted two installments of deposit amount for the water supply scheme to Technocity, Pallipuram.

KWA will be executing the work in 4 separate packages from which work under two package viz. treatment plant and pipe laying works has already been awarded and the work is progressing. Pipe laying for 3km stretch out of 11km is already completed. Tendering of other packages is in progress.



Treatment Plant: Clarifier Work in Progress

iii) 11kV USS for meeting Construction power Requirements

This work involves installation of 2 Nos. USS at two suitable points in Technocity to cater the immediate construction power requirement. The substation is erected at two suitable locations in Technocity convenient to draw power. The total cost of the work was **Rs. 50 lakhs**. Power allocation from KSEB and energization order from KSEI has been obtained. This work is virtually completed.

iv) 100kVA Transformer Installation

100kVA transformer installation was carried out for catering construction power demand for stakeholders at Technocity western side campus. The total cost of work was **Rs. 5 Lakhs**.

v). Rehabilitation Area Works at Technocity

A total of 7.07 acres of land located at each side of NH has been allotted to 99 families evicted as part of Technocity project with 5 cents to each family.

Road work, KWA water line extension, open well, power infra works for providing EB supply and wells for rehabilitation area at eastern side is completed. Construction of Over Head Tank at rehabilitation area has commenced.

vi). Setting up of 110kV Main Receiving Substation for Technocity.

The location and substation design is completed. The incoming power is proposed to drawn from 220 kV substation at Pothencode. The site development work and substation work will be floated in separate packages. The substation work will commence consequent to progress in site development activities. The estimated amount for site development and substation work is **Rs.22.5 Cr.** and site development work comes to **Rs. 2.4 Cr.** Both packages were approved for tendering in 95th PIB. Tender for site development work has been floated.

Work Order for site development works has been placed on M/s. Thoppil Construction. Work is in progress.

vii) 23 m Wide Grand Entry Road

Proposal for 24 m wide grand entry road work was place before 95th PIB and board directed to revise the estimate considering duct at one side only. The estimate has been revised and board approval was obtained through circular resolution. Probable Amount of contract is **Rs. 8 Cr.** e-tender has been floated and the opening was scheduled on 25/02/2014. Currently the process has been stayed by High Court owing to a petition filed by a bidder who could not participate in the tender due to payment issue. Final hearing date for disposal of case not yet scheduled.



Grant -in-Aid Received from Government

Head of Account	Five Year Plan Period	Year for which Grant allotted	Amount of Grant-in-aid (Rs In lakhs)	Amount Utilised and purpose
2852-07-202-97 (PLAN)	7th Plan Period	1990-'91	150.00	Fully utilised/ committed for infrastructure creation
		1991-'92	100.00	" "
Sub Total			250.00	
2852-07-202-97 (PLAN)	8th Plan Period	1992-'93	1,070.00	" "
		1993-'94	1,240.00	" "
		1994-'95	1,500.00	" "
		1995-'96	200.00	" "
		1996-'97	1,300.00	" "
Sub Total			5,310.00	
2852-07-202 - 97 (plan)	9th Plan Period	1997-'98	660.00	The amount is fully utilized for infrastructure creation
		1998-'99	700.00	" "
		1999-'00	500.00	" "
		2000-'01	450.00	" "
3451-101-85 (Plan)		2001-'02	600.00	" "
Sub Total			2,910.00	
3451-101-85 (Plan)	10th Plan Period	2002-'03	200.00	" "
		2003-'04	25.00	T-BIC
4859-02-190-98 (Plan)		2004-'05	1,625.00	The amount is fully utilized for Land Acquisition
4859-02-190-98 (Plan)		2005-'06	521.94	The amount is fully utilized for Infrastructure creation
4859-02-190-98 (Plan)		2006-'07	1,000.00	Land Acquisition and infrastructure development – Amount Fully utilized
Sub Total			3,371.94	
4859-02-800-98 (Plan)	11th Plan Period	2007-'08	805.00	Land Acquisition of Technopark Phase III – Amount Fully utilized
4859-02-800-98 (Plan)		2008-'09	1,000.00	Land Acquisition of Technopark Phase III – Amount Fully utilized
4859-02-800-98		2009-'10	1,000.00	Infrastructure Development of

TECHNOPARK ANNUAL REPORT
2013-2014



(Plan)				Technopark Phase III – Amount Fully utilized
4859-02-800-93 (Non Plan)		2009-'10	1,630.00	Development of Approach Road – Amount Fully utilized
4859-02-800-98 (Plan)		2010-'11	1,750.00	Infrastructure development of Technopark Phase III – Amount Fully utilized
4859-02-800-93 (Non Plan)		2010-'11	300.00	Development of Approach Road (Phase III, Technocity & Kollam) – Amount Fully utilized
4859-02-800-93 (Non Plan)		2010-'11	499.99	Development of Approach Road – Phase III - Rs. 174 lakhs unspent
4859-02-800-98 (Plan)		2010-'11	1,618.08	Settlement of LAR Cases of Phase II – Amount Fully utilized
4859-02-800-98 (Plan)		2011-'12	3,000.00	Land Acquisition & Infrastructure development of Technopark Phase III – Amount Fully utilized
Sub-total			11,603.07	
4859-02-800-98 (Plan)	12th Plan Period	2012-'13	3,200.00	Land Acquisition & Infrastructure development of Technopark Phase I, II, III, Technocity and settlement of LAR cases – Amount Fully utilized
4859-02-800-98 (Plan)		2012-'13	1,000.00	Land Acquisition & Infrastructure development of Technopark Phase I, II, III, Technocity and settlement of LAR cases – Amount Fully utilized
4859-02-800-98 (Plan)		2013-'14	3,500.00	Land Acquisition & Infrastructure development of Technopark – Amount Fully utilized
4859-02-800-98 (Plan)		2013-'14	3,000.00	Land Acquisition & Infrastructure development of Technopark – Amount Fully utilized
Sub-total			10700.00	
Grand Total			34145.01	

In the year 2013-14 we have received Rs 6500.00 Lakhs from Government of Kerala towards grant-in-aid for land acquisition and infrastructure development of Technopark

TECHNOPARK ANNUAL REPORT
2013-2014

Auditor's Report

THOMAS MATHEW & COMPANY
CHARTERED ACCOUNTANTS
P-2, Pearl Nagar, Peroorkada
Thiruvananthapuram - 695 005
Telephone : 2432453, 9846232453
E-mail: thomasmathewandco@gmail.com

AUDITOR'S REPORT

We have audited the attached Balance Sheet of Electronics Technology Parks – Kerala, (Technopark) a society registered under the Travancore - Cochin Literary Scientific and Charitable Societies Registration Act, 1995, as at 31st March 2014 and the Income & Expenditure Account for the year ended on that date. These financial statements are the responsibility of the management of Technopark. Our responsibility is to express an opinion on these financial statements based on our audit.

We conducted our audit in accordance with auditing standards generally accepted in India. Those standards require that we plan and perform the audit to obtain reasonable assurance whether the financial statements are free from material misstatements. An audit includes examining, on a test basis, evidence supporting the amount and disclosures in the financial statements. An audit also includes assessing the accounting principles used and significant estimates made by management, as well as evaluating the overall financial statement preparation.

We believe that our audit provides a reasonable basis for our opinion.

We report that:

- i. We have obtained all the information and explanations, which to the best of our knowledge and belief were necessary for the purpose of our audit.
- ii. In our opinion proper books of account as required by law, have been kept by the Society in so far as it appears from examination of such books.
- iii. The Balance Sheet and the Income & Expenditure Account referred to in this report are in agreement with the books of account maintained by the Society.
- iv. No meeting of the Governing Council was held during the financial year by the Society.



TECHNOPARK ANNUAL REPORT
2013-2014

In our opinion and to the best of our information and according to the explanations given to us, the said Balance Sheet and the Income & Expenditure Account read together with the notes thereon give a true and fair view.


a) In so far as it relates to the Balance Sheet, of the state of affairs of the Society as at 31st March 2014

And

b) In the case of Income & Expenditure Account, the excess of Expenditure over Income for the year ended on that date.

Trivandrum,
Date: September 30, 2014

For Thomas Mathew & Co
Chartered Accountants



Thomas K Mathew
(Proprietor)
Mem. No. 016067
Firm Regn. No.08267S



TECHNOPARK ANNUAL REPORT
2013-2014

Annual Accounts

Balance Sheet & Income & Expenditure

0.00			
ELECTRONICS TECHNOLOGY PARKS - KERALA			
Technopark Campus, Trivandrum 695 581			
BALANCE SHEET AS AT 31st March 2014			
PARTICULARS	Schedule	RUPEES upto 31.03.2014	RUPEES upto 31.03.2013
Source of Funds			
Capital Fund	I	3,42,16,54,998.00	2,76,45,01,498.00
Corpus Fund	II	2,46,61,26,101.31	2,26,51,17,811.01
Government of Kerala Loan	III	34,52,37,612.00	25,47,52,050.00
Term Loan from Banks	III	3,82,87,84,412.27	4,51,95,68,996.27
Total		10,06,18,03,123.58	9,80,39,40,355.28
Application of Funds			
Fixed Assets at Cost	IV	7,05,23,53,838.87	6,90,94,45,977.87
Less : Depreciation		1,02,13,20,674.78	94,40,75,640.11
Written Down Value		6,03,10,33,164.09	5,96,53,70,337.76
Capital Work in Progress	V	2,80,01,18,552.00	2,22,26,44,818.00
Current Assets, Loans & Advances:			
A. Current Assets	VI	92,59,88,641.09	1,11,08,16,151.24
B. Loans & Advances	VII	1,09,02,29,632.92	91,79,68,896.16
Total		2,01,62,18,274.01	2,02,87,85,047.40
Less: Current Liabilities & Provisions	VIII	1,03,23,38,330.27	57,40,94,213.61
Net Current Assets		98,38,79,943.74	1,45,46,90,833.79
Income & Expenditure Account	IX	24,67,71,463.75	16,12,34,365.73
Total		10,06,18,03,123.58	9,80,39,40,355.28
Notes on accounts	X		
P.H. Kurian I.A.S	K.G. Girish Babu	L. Jayanthi	Thomas K Mathew
Chairman PIB	Chief Executive Officer	Chief Finance Officer	Thomas Mathew & Co.
Principal Secretary	Technopark	Technopark	Chartered Accountants
(Department of Information Technology)			Proprietor
Government of Kerala			Mem. No. 16067
			(Firm Reg No. 08267 S)

**TECHNOPARK ANNUAL REPORT
2013-2014**

ELECTRONICS TECHNOLOGY PARKS - KERALA			
Technopark Campus, Trivandrum 695 581			
INCOME & EXPENDITURE ACCOUNT FROM 01-04-2013 TO 31-03-2014			
PARTICULARS	Schedule	RUPEES	RUPEES
		upto 31.03.2014	upto 31.03.2013
Income			
Rent/Lease Charges	A	43,51,11,053.00	40,35,36,057.00
Other Income	B	8,12,82,111.93	7,21,83,634.51
TOTAL INCOME		51,63,93,164.93	47,57,19,691.51
Expenditure			
Salaries & Allowance	C	1,76,72,267.00	1,63,22,097.00
Administrative & Other Charges	D	14,86,05,561.30	11,73,96,074.83
Printing & Stationery		7,11,790.00	5,07,370.00
Staff Welfare Expenses		29,10,754.00	23,97,328.00
Postage & Telephone Charges	E	12,66,953.00	11,37,645.00
Promotional Expenses	F	2,30,65,797.00	1,49,31,091.00
Staff Training Expenses		61,975.00	90,300.00
Travelling Expenses (Inland)		3,60,747.00	3,36,418.00
Repairs & Maintenance	G	8,09,40,997.00	5,32,96,239.00
Subscription to Periodicals & Cable TV		98,163.50	1,01,747.00
Rates & Taxes	H	45,96,271.00	29,69,349.00
Audit Fees & Other Expenses	I	13,33,334.00	10,82,961.00
Loss/(Profit) on Sale of Assets		5,30,495.43	3,01,810.00
Operating Expense		28,21,55,105.23	21,08,70,429.83
Operating Profit / Loss		23,42,38,059.70	26,48,49,261.68
Interest on Term Loan	J	23,41,30,443.00	30,78,15,597.00
Depreciation		9,26,30,934.90	11,08,84,347.20
Excess of Expenditure over Income		9,25,23,318.20	15,38,50,682.52
P.H. Kurian I.A.S	K.G. Girish Babu	L. Jayanthi	Thomas K Mathew
Chairman PIB	Chief Executive Officer	Chief Finance Officer	Thomas Mathew & Co.
Principal Secretary	Technopark	Technopark	Chartered Accountants
(Department of Information Technology)			Proprietor
Government of Kerala			Mem. No. 16067
			(Firm Reg No. 08267 S)

TECHNOPARK ANNUAL REPORT
2013-2014



Schedule - I&E

Electronics Technology Parks - Kerala			
Technopark Campus, Trivandrum			
Schedule to Income & Expenditure A/c as at 31 - 03 - 2014			
Schedule - A			
Rent/Lease Charges	RUPEES		
	upto 31.03.2014	upto 31.03.2013	
Rent for Module/Building	37,19,05,629.00	34,55,19,499.00	
Land Lease Annual Charges	52,60,246.00	36,75,730.00	
Rent for Covered Carpark Area	75,37,854.00	69,66,274.00	
Lease Charges for Module / Building	1,31,570.00	1,33,000.00	
Air Conditioning - Bhavani	2,30,33,577.00	2,22,15,201.00	
Air Conditioning - Thejaswini	2,72,42,177.00	2,50,26,353.00	
	43,51,11,053.00	40,35,36,057.00	
Schedule - B			
Other Income			
Business Service Income	28,57,373.00	35,85,470.00	
Advertising Space / Time	4,19,000.00	3,73,000.00	
Duct Usage Charges	1,05,000.00	70,000.00	
Cost of Tender Forms	6,99,818.00	10,15,556.00	
Permit Fee	1,90,201.00	1,37,622.00	
Graduation Fees	0.00	2,000.00	
Insurance claim settlement	0.00	72,711.00	
Prequalification Registration Fee	2,300.00	14,896.00	
Other Income	8,00,527.17	28,77,751.77	
Surcharge for Delayed Payments	1,07,74,182.00	69,81,396.00	
Building Maintenance Charges	3,39,23,893.60	2,41,53,821.00	
Campus Maintenance Charges	83,19,958.00	1,46,82,680.00	
Revenue Share from Guest House - Rangoli	2,84,486.00	14,34,398.00	
Revenue Share from Guest House - Club	0.00	5,79,050.00	
Interest Received on Mobilisation Advance	3,15,543.00	3,23,698.00	
Interest Received from Banks	1,51,80,050.16	69,00,894.74	
Interest Received- from KSEB	7,28,117.00	8,67,779.00	
DG Set operational income	66,81,663.00	81,10,911.00	
	8,12,82,111.93	7,21,83,634.51	

**TECHNOPARK ANNUAL REPORT
2013-2014**

Electronics Technology Parks - Kerala					
Technopark Campus, Trivandrum					
Schedule to Income & Expenditure A/c as at 31 - 03 - 2014					
Schedule - C				RUPEES	RUPEES
Salaries and Allowances				upto 31.03.2014	upto 31.03.2013
Salaries and Allowance				1,47,80,023.00	1,37,42,056.00
Medical reimbursement				9,02,392.00	7,94,719.00
Festival Allowance				1,80,310.00	64,000.00
Conveyance Remibursement				10,68,519.00	8,91,871.00
Leave Encashment				5,24,286.00	6,53,183.00
Gratuity				2,16,737.00	1,76,268.00
				1,76,72,267.00	1,63,22,097.00
Schedule - D					
Administrative & Other Charges					
Administrative Charges					
Administrative Charges				94,44,492.00	53,56,198.00
Security Service Charges				3,23,95,615.00	2,74,10,852.63
House Keeping Charges				93,38,652.00	1,13,69,001.00
Bank Charges				1,07,047.00	3,34,305.00
Vehicle hire charges				45,89,877.00	38,93,596.00
Local Conveyance Expenses				1,43,268.00	1,06,961.00
Freight & Handling Charges				47,690.00	58,620.00
Smart Business Centre - Administration Expense				14,355.00	9,790.00
Smart Business Centre - Phase III				5,17,418.00	0.00
Special Economic Zone - Expenses				0.00	1,07,111.00
Guest House Expense				2,38,098.00	0.00
Thejaswini Food Court - Expense				19,18,339.00	0.00
Knowledge City - Expense				11,96,674.00	0.00
Club House - Administration Expense				1,00,024.00	3,27,229.00
Total (A)				6,00,51,549.00	4,89,73,663.63
Other Charges					
Care-taker Fee - Rangoli				4,64,640.00	4,64,640.00
Care-taker Fee - Sree Annapoorna				0.00	6,03,686.00
Subscription to Institutions				1,44,596.00	1,32,270.00
Interest on Electricity deposit				40,43,272.00	36,18,541.00
Interest on KSEB Share of 110 kV SS - Phase I				0.00	36,27,007.00
Electricity Charges :					
Incurred during the year			41,69,95,368.00		
Less: Received during the year			34,72,58,428.70	6,97,36,939.30	5,44,76,745.20
Power charges - Technopark Kollam				41,09,628.00	6,50,877.00
Water Charges					
Incurred during the year			2,16,65,822.00		
Less: Received during the year			1,36,59,363.00	80,06,459.00	35,42,230.00
Water Charges - Phase III				5,80,800.00	0.00
Water Charges - Technopark Kollam				1,25,250.00	0.00
Fire Station Expenses					885.00
Rent (Expenses)				11,94,784.00	11,37,891.00
Rent for Photocopy Machine				1,47,644.00	1,67,639.00
Total (B)				8,85,54,012.30	6,84,22,411.20
Total (A + B)				14,86,05,561.30	11,73,96,074.83

**TECHNOPARK ANNUAL REPORT
2013-2014**

Electronics Technology Parks - Kerala					
Technopark Campus, Trivandrum					
Schedule to Income & Expenditure A/c as at 31 - 03 - 2014					
Schedule - E					
Postage & Telephone Charges				RUPEES	RUPEES
				upto 31.03.2014	upto 31.03.2013
Postage & Courier Charges				88,849.00	77,229.00
Telephone Charges				2,07,666.00	2,00,670.00
Internet Charges				9,70,438.00	8,59,746.00
				12,66,953.00	11,37,645.00
Schedule - F					
Promotional Expenses					
Promotional Expenses				2,08,77,200.00	1,10,82,007.00
Advertisement Charges				6,62,945.00	9,23,343.00
Seminars, Meetings & Conferences				1,69,377.00	1,12,898.00
Technology Innovation Zone				12,65,025.00	0.00
Tech Top 2013				91,250.00	0.00
Tech - A - Break 2012				0.00	28,12,843.00
				2,30,65,797.00	1,49,31,091.00
Schedule - G					
Repairs & Maintenance					
Campus Maintenance - Phase III				42,088.00	59,769.00
Campus Maintenance - Technopark Kollam				2,25,068.00	2,10,776.00
Operation & Maintenance of Assets - Technopark Kollam				3,06,809.00	65,144.00
Operation & Maintenance of Assets - Phase I				1,26,58,034.00	1,16,60,371.00
Operation & Maintenance of AC				21,54,922.00	9,89,935.00
Operation & Maintenance of 110 kV Substation - Phase III				35,98,809.00	26,33,366.00
Operation & Maintenance of STP				15,42,354.00	12,59,375.00
Repairs & Maintenance - Building				3,15,41,201.00	98,10,658.00
Repairs & Maintenance - Building - Phase III				1,65,508.00	0.00
Repairs & Maintenance - Machinery (DG)				94,72,625.00	1,07,40,955.00
Repairs & Maintenance - AC				11,02,734.00	7,32,398.00
Repairs & Maintenance - STP				4,89,163.00	1,25,932.00
Repairs & Maintenance- Fire Fighting Eqpmt				17,71,649.00	25,09,942.00
Repairs & Maintenance - Electrical Inst.				41,43,947.00	16,68,799.00
Repairs & Maintenance - Electrical Inst. - Technopark Kollam				0.00	33,961.00
Repairs & Maintenance - Electrical Inst. - Phase III				33,420.00	0.00
Repairs & Maintenance Electrical Inst. 110 kV Substation - P III				48,661.00	5,88,043.00
Repairs & Maintenance - Other Assets - Phase III				360.00	8,56,276.00
Repairs & Maintenance - Other Assets				12,48,335.00	0.00
Repairs & Maintenance - Other Assets - Kollam				2,500.00	0.00
Repairs & Maintenance - Water & Sanitary Instn. - Phase III				5,470.00	0.00
Repairs & Maintenance - Water & Sanitary Instn.				5,42,265.00	4,23,390.00
AMC Charges - Machinery & Equipment				98,45,075.00	89,27,149.00
				8,09,40,997.00	5,32,96,239.00

TECHNOPARK ANNUAL REPORT
2013-2014



Electronics Technology Parks - Kerala					
Technopark Campus, Trivandrum					
Schedule to Income & Expenditure A/c as at 31 - 03 - 2014					
Schedule - H					
Rates & Taxes				RUPEES	RUPEES
				upto 31.03.2014	upto 31.03.2013
Rates & Taxes					
Property Tax			26,11,541.00		
Land & Other taxes			1,57,462.00	27,69,003.00	18,02,978.00
Interest on Service Tax				0.00	1,115.00
Electricity Inspection Fees - Electrical Inspectorate				5,32,427.00	2,45,788.00
License Fee - KSERC				1,05,885.00	70,057.00
Service Tax - Interest				3,46,364.00	0.00
Service Tax - Tour Operator				67,640.00	0.00
Service Tax - Arrear 2011-12				0.00	16,206.00
Service Tax - Commercial Training & Coaching				0.00	11,367.00
Insurance Charges				7,74,952.00	8,21,838.00
				45,96,271.00	29,69,349.00
Schedule - I					
Audit Fees & Other Expenses					
Audit Fee & Other Expenses					
Statutory Audit Fee			46,000.00		
Internal Audit Fee			1,21,108.00		
ISO Surveillance Audit Fee			1,90,142.00		
Audit fee for Technopower Accounts			10,000.00	3,67,250.00	4,93,394.00
Professional Charges				4,74,180.00	3,03,680.00
Legal Charges				3,16,904.00	2,85,887.00
Consultancy Charges				1,75,000.00	0.00
				13,33,334.00	10,82,961.00
Schedule - J					
Interest on Term Loan					
Central Bank of India	Bhavani & Gayatri			47,11,695.00	64,93,170.00
Canara Bank	Thejaswini			1,75,92,118.00	1,87,33,588.00
Consortium	Technocity			16,26,67,419.00	23,40,53,606.00
Consortium	Infrastructure - Phase III			54,80,463.00	0.00
South Indian Bank	Land - Phase III			15,72,895.00	1,12,71,661.00
South Indian Bank	TBIC & SBC			16,20,291.00	23,94,540.00
Government of Kerala				4,04,85,562.00	3,48,69,032.00
				23,41,30,443.00	30,78,15,597.00

**TECHNOPARK ANNUAL REPORT
2013-2014**

Schedule - Balance Sheet

Electronics Technology Parks - Kerala				
Technopark Campus, Trivandrum				
Schedule to Balance Sheet as at 31 - 03 - 2014				
Schedule - I		Capital Fund		RUPEES
			upto 31.03.2014	upto 31.03.2013
As Per Last Balance Sheet			2,76,45,01,498.00	2,34,45,01,498.00
Add:				
Grant from Govt of Kerala - (Land & Infrastructure)			65,00,00,000.00	42,00,00,000.00
Grant from Government of India - Womens Hostel			71,53,500.00	0.00
	Total		3,42,16,54,998.00	2,76,45,01,498.00
Schedule - II		Corpus Fund		
As Per Last Balance Sheet			2,26,51,17,811.01	1,57,37,54,899.63
Add:				
Interest received from Banks - FD			1,44,34,529.30	2,81,06,466.38
Land lease down-payment - Phase III			2,22,12,130.00	50,05,000.00
Land lease down-payment - Technocity			15,51,27,036.00	61,27,40,104.00
Land lease down-payment - Phase I			90,94,680.00	3,43,99,760.00
Land Lease Advance received from IBS			1,00,000.00	0.00
Land Lease Down Payment considered as income reversed			0.00	1,00,89,331.00
Interest on Land Lease Down Payment - Tvm Corporation			0.00	10,30,750.00
Electricity Service Connection charges			915.00	0.00
Telephone service connection			5,000.00	5,000.00
Water service connection			34,000.00	36,000.00
			2,46,61,26,101.31	2,26,51,67,311.01
Less:				
Deposit for Power transferred to Corpus Fund - Sherston			0.00	49,500.00
Land Lease Down Payment considered as income			0.00	0.00
	Total		2,46,61,26,101.31	2,26,51,17,811.01
Schedule III				
Loans				
Loan from Govt of Kerala			2,10,00,000.00	2,10,00,000.00
Interest accrued on loan from Govt of Kerala				
As per last balance sheet			23,37,52,050.00	
For the year			4,04,85,562.00	27,42,37,612.00
Loan from Govt of Kerala - New			5,00,00,000.00	0.00
			34,52,37,612.00	25,47,52,050.00
Term Loan From Banks				
Phase I - Bhavani - Central Bank of India (NPS 530045)			3,34,47,196.27	4,42,26,605.27
Phase I - SBC - South Indian Bank A/c No. 786			27,05,106.00	45,46,289.00
Phase I - TBIC - South Indian Bank A/c No. 785			69,45,707.00	1,15,75,981.00
Phase I - Thejaswini - Canara Bank A/c No.1836			16,46,27,137.00	18,08,90,419.00
Phase III - Catholic Syrian Bank A/c No.665001			41,83,28,643.00	31,60,34,185.00
Phase III - Federal Bank A/c No.3897			62,72,52,160.00	47,38,54,394.00
Phase III - Indian Bank A/c No.882059324			19,32,22,951.00	12,39,97,490.00
Phase III - South Indian Bank A/c No.827			0.00	1,96,62,804.00
Phase III - South Indian Bank A/c No.961			1,19,45,43,415.00	93,38,16,231.00
Phase III - Funded Interest			0.00	2,21,59,457.00
Phase III - South Indian Bank A/c. No.1031			0.00	3,02,02,823.00
Technocity - Bank of India A/c. No.10000002			3,40,43,574.00	18,91,36,779.00
Technocity - Central Bank of India A/c.No. 3016543686			13,80,74,927.00	69,78,30,452.00
Technocity - Funded Interest			1,90,07,925.00	19,28,57,985.00
Technocity - Indian Overseas Bank A/c No.270800001			17,05,31,449.00	20,86,86,629.00
Technocity - State Bank of Travancore A/c No.67054849737			16,83,10,222.00	41,23,46,473.00
Technopark Kollam - Term Loan from NABARD			65,77,44,000.00	65,77,44,000.00
	Total		3,82,87,84,412.27	4,51,95,68,996.27

**TECHNOPARK ANNUAL REPORT
2013-2014**



Electronics Technology Parks - Kerala					
Technopark Campus, Trivandrum					
Schedule to Balance Sheet as at 31 - 03 - 2014					
Schedule - VI		Current Assets		RUPEES	
				upto 31.03.2014	upto 31.03.2013
Cash in hand :					
Cash in hand				0.00	0.00
Administrative Imprest				0.00	0.00
				0.00	0.00
Cash at bank :					
Bank Of India - S B A/c No. - 853010110000975				57,040.00	20,15,555.00
Bank of India - SB A/c 157 - Kazhakuttam				24,516.00	20,630.00
Canara Bank SB A/c 1577				6,59,653.00	3,28,308.00
Catholic Syrian Bank - Phase III - SB A/c - 190001				6,05,584.00	5,82,123.00
CBI - Technocity A/c No. 3016077849				2,25,932.90	5,30,28,902.90
Central Bank of India SB A/c No. 1442547612				5,49,744.00	4,42,314.00
Central Bank SB A/c - 3004059970				22,38,332.17	73,03,783.17
Federal Bank - Phase III - SB A/c - 13170100123609				5,80,279.00	5,58,831.00
Hongkong & Shanghai Banking Corporation - 092-056860-006				0.00	11,11,246.83
Indian Bank - Phase III - SB A/c - 881847601				18,66,970.00	6,29,470.00
Indian Overseas Bank - S B A/c No. - 21000				4,45,89,231.00	83,076.00
SBI Main SB - A/c No. 10043096640				94,14,533.58	2,98,14,563.70
SBI, T-BIC 30044703883				39,77,613.85	2,98,499.85
SBI, Technopark Br. SB - A/c. No.10043096662				0.00	33,26,041.94
South Indian Bank - Kollam SB A/c. No. 19739				12,77,808.00	4,77,98,106.00
South Indian Bank - SB A/c. 0624053000002625				3,16,58,805.95	0.00
State Bank of Travancore - S B A/c No. - 67054863999				11,13,71,320.00	3,01,41,653.00
State Bank of Travancore - S B A/c No. - 67070262230 TP Br.				9,45,311.00	10,16,80,086.00
State Bank of Travancore - Current A/c 67226758926 TP Br.				20,29,248.00	0.00
Technopower A/c No. 10043096594				1,17,44,697.63	2,46,46,771.63
The South Indian Bank Ltd SB A/c 0721053000000001				42,01,90,105.00	3,44,06,218.00
The South Indian Bank Ltd SB A/c 119.53.12790				88,858.00	1,68,403.00
The South Indian Bank Ltd SB A/c 119.53.12983				6,15,729.00	5,35,824.00
The South Indian Bank Ltd SB A/c 18862				1,25,98,776.00	21,66,01,226.00
Treasury SB A/c (TPA 1993)				1,000.00	1,000.00
Treasury SB A/c (TSB A/c. 65)				5,00,00,100.00	0.00
Union Bank of India - Attipra - S /B A/c - 336402050000004				12,193.00	11,717.00
Union Bank of India Kazhakuttam - 336502050000001				6,798.00	6,584.00
Bank Guarantee - KSEB - Fixed Deposit with State Bank of India				3,67,89,373.00	3,40,51,350.00
Fixed Deposit with Bank of India, Statue, Tvmp				5,15,175.91	4,75,436.86
Fixed Deposit with Bank of India - Kazhakuttam				7,02,159.24	6,47,398.99
Fixed Deposit with Catholic Syrian Bank, Kowdiar, Tvpm				0.00	2,54,93,768.00
Fixed Deposit with Federal Bank, Nanthancode, Tvpm				0.00	13,99,97,968.00
Fixed Deposit with Indian Bank, Pattom, Tvpm				0.00	3,25,55,916.00
Fixed Deposit with Indian Overseas Bank, Kuravankonam, Tvpm				21,86,589.00	1,38,81,201.00
Fixed Deposit with Punjab National Bank, Kazhakuttam				0.00	1,00,00,000.00
Fixed Deposit with SBT - Main, Statue, Tvpm				5,92,396.00	5,92,396.00
Fixed Deposit with SBT Technopark Br.				0.00	2,00,07,890.00
Fixed Deposit with South Indian Bank, Palayam, Tvpm				0.00	14,00,00,000.00
Sundry Debtors (Annexure I)				15,64,82,049.86	13,11,71,131.37
Prepaid Expenses (Annexure II)				26,12,474.00	25,16,550.00
Other Receivables (Annexure III)				1,87,78,245.00	38,84,211.00
				92,59,88,641.09	1,11,08,16,151.24
				92,59,88,641.09	1,11,08,16,151.24

**TECHNOPARK ANNUAL REPORT
2013-2014**



Electronics Technology Parks - Kerala					
Technopark Campus, Trivandrum					
Schedule to Balance Sheet as at 31 - 03 - 2014					
Schedule - VII				RUPEES	
Loans & Advances - A				upto 31.03.2014	upto 31.03.2013
Service Tax - Business Support Service - CESTAT - Pre deposi				30,00,000.00	0.00
Festival Advance (Annexure IV)				76,000.00	80,000.00
Loan to Technopark Club				8,04,247.00	8,04,247.00
Department of Electronics				3,00,00,000.00	3,00,00,000.00
Interim Advance to Contractors (Annexure XIV)				10,07,88,055.00	9,36,67,974.00
Advance - Others (Annexure XV)				1,89,307.00	19,80,385.00
Special Economic Zone				1,02,968.00	0.00
Advance to NCIIE				57,295.00	56,374.00
Advance to TePP - TUC				1,23,094.00	1,23,094.00
Advance to TBI				78,79,871.00	71,16,260.00
Tour Advance				12,28,908.00	0.00
Tax Deducted by Customers				15,51,95,583.43	14,52,12,056.67
Tax Deducted by Customers 2011-12				3,81,38,214.00	3,81,38,214.00
Income Tax paid under Dispute for AY 2009-10				4,15,64,768.00	4,15,64,768.00
Interest on Service Tax paid under dispute				4,49,47,056.00	0.00
Kerala State IT Mission				7,83,642.00	7,83,642.00
Secured Advance				3,69,76,268.00	3,01,89,571.00
Kerala State Information Technology Infrastructure Ltd				58,98,733.00	48,08,419.00
Service Tax Receivable				42,00,326.00	42,00,326.00
Special Tahsildhar - Add. LA Unit				59,56,340.00	59,56,340.00
Cyber Park - Kozhikode				81,82,021.00	47,06,441.00
Infopark - Kochi				2,67,37,616.00	68,57,324.00
Mobilization Advance Technopark Kollam - KAP India Pvt. Ltd				1,21,757.00	1,21,757.00
Mobilization Advance Phase III - Hubert Enviro, Cherytech				24,14,854.00	36,42,337.00
Service Tax - Unavailed				0.49	9,65,638.49
Kone Elevators Ltd				24,503.00	24,503.00
Dowac Systems & Projects India Ltd				10,000.00	10,000.00
Salary Deductions - Professional Tax				180.00	1,480.00
Work Deposit - KWA - Technopark Kollam				3,70,60,000.00	3,66,90,000.00
Work Deposit - KWA - Technocity				9,32,49,000.00	4,67,61,000.00
Work Deposit - KWA - Phase II & III				13,50,000.00	10,00,000.00
Work Deposit - KSEB - Phase I & II				4,44,93,079.00	4,44,93,079.00
Work Deposit - KSEB 110 Kv Shifting				0.00	1,20,65,474.00
Work Deposit - KSEB - Technopark Kollam				18,29,69,778.00	18,29,69,778.00
Work Deposit - PWD - Technocity				6,21,18,263.00	6,21,18,263.00
Work Deposit - PWD - Technopark Kollam				7,39,00,000.00	7,39,00,000.00
			Total A	1,01,05,41,726.92	88,10,08,745.16
				RUPEES	
Deposits - B				upto 31.03.2014	upto 31.03.2013
Deposit for Built-Up Space(Annexure XIII)				16,00,000.00	16,00,000.00
Electricity Deposit				1,68,90,758.00	1,68,90,758.00
Deposit - KSEB (Technocity) - 11 kV Substation				20,020.00	20,020.00
Security Deposit- KSEB - Technopark Kollam				57,61,998.00	5,97,198.00
Telephone Deposit (Mobile Refundable)				10,500.00	10,500.00
Deposit for Gas Connection				2,100.00	2,100.00
Telephone Deposit (Non OYT)				2,562.00	3,202.00
			Total B	2,42,87,938.00	1,91,23,778.00
				RUPEES	
Preoperative Expenses - C				upto 31.03.2014	upto 31.03.2013
Preoperative Expenses - Phase III				3,65,21,430.00	55,49,743.00
Preoperative Expenses - Technocity				1,27,00,616.00	81,17,704.00
Preoperative Expenses - Technopark Kollam				61,77,922.00	41,68,926.00
			Total - A + B + C	1,09,02,29,632.92	91,79,68,896.16

**TECHNOPARK ANNUAL REPORT
2013-2014**

Electronics Technology Parks - Kerala					
Technopark Campus, Trivandrum					
Schedule to Balance Sheet as at 31 - 03 - 2014					
Schedule - VIII					
Sundry Creditors				RUPEES	
				upto 31.03.2014	upto 31.03.2013
Sundry Creditors - Contracts / Assets					
Imperial Engineering Company				61,967.00	61,967.00
AVON Maintenance Services Pvt. Ltd				2,34,569.00	2,34,569.00
Enviro Services Pvt. Ltd				40,000.00	40,000.00
Harrisons Malayalam Ltd				4,34,586.00	4,34,586.00
Larsen & Toubro Ltd				1,00,000.00	1,00,000.00
Seasons, Kowdiar				1,00,000.00	1,00,000.00
RDS Project Ltd (Cr)				0.00	1,00,000.00
Aneesh Devan				30,000.00	50,000.00
Sree Annapoorna - Care Taker Fee				0.00	3,20,000.00
Voltas Ltd				2,00,000.00	2,00,000.00
			A	12,01,122.00	16,41,122.00
Sundry Creditors - Expenses				RUPEES	
				upto 31.03.2014	upto 31.03.2013
Expenses Payable (Annexure XVII)				2,41,31,944.00	2,63,83,731.00
			B	2,41,31,944.00	2,63,83,731.00
Sundry Creditors - Others				RUPEES	
				upto 31.03.2014	upto 31.03.2013
Income Received in Advance				16,274.00	2,61,020.00
Technopark Cricket Tournament				1,63,167.00	0.00
District Collector - LA Establishment Charges				67,50,000.00	67,50,000.00
Land Lease Advance				0.00	1,00,000.00
Retention Money (Annexure V)				8,14,50,444.29	6,41,20,261.29
Terminal Benefits received from KSIT Mission				63,067.00	63,067.00
Helsa Electric Pvt. Ltd				6,173.00	6,173.00
Audit Fees Payable				96,650.00	0.00
Salary deduction				0.00	1,188.00
Service Tax Payable				46,27,532.60	47,67,103.60
			C	9,31,73,307.89	7,60,68,812.89
Current Liabilities & Provisions				RUPEES	
				upto 31.03.2014	upto 31.03.2013
Grant from Government for Knowledge Cities	22,80,000.00			0.00	15,00,000.00
Less: Utilized during 2008 - 09 & 2013 - 14	22,80,000.00			1,38,02,760.06	0.00
SBI Technopark Br. SB A/c 10043096662				5,55,00,000.00	5,55,00,000.00
Department of Tourism - Advance for Land				5,12,289.00	5,12,289.00
KSITIL - Advance for Technolodge				13,08,431.00	19,19,656.00
KSITM - Advance				0.00	25,06,674.00
KSSDI - Advance				5,00,00,000.00	5,00,00,000.00
KSITIL - Advance for SBC Kollam				35,00,00,000.00	0.00
Loan from Infopark				1,58,54,820.00	0.00
Property Tax Payable				2,37,91,040.00	15,54,871.00
Sundry Creditors - Capital WIP				51,07,69,340.06	11,34,93,490.00
			D		
Deposit Received				RUPEES	
				upto 31.03.2014	upto 31.03.2013
Deposit for Other Purposes				10,68,121.00	7,53,121.00
Deposit for Other Purposes - Phase III				50,000.00	0.00
Others (Annexure VI)				4,53,000.00	4,98,250.00
Security Deposit (Annexure XI)				3,01,300.00	3,01,300.00
Electricity Connection (Annexure VII)				7,77,35,202.00	6,33,60,292.00
Modules / Bldg (Annexure VIII)				31,19,92,485.80	28,09,65,246.80
Tel. Connection (Annexure IX)				3,06,500.00	3,06,500.00
Water Charges (Annexure XII)				22,500.00	22,500.00
Earnest Money Deposit (Annexure X)				93,48,676.00	88,25,459.00
			E	40,12,77,784.80	35,50,32,668.80

**TECHNOPARK ANNUAL REPORT
2013-2014**

Electronics Technology Parks - Kerala					
Technopark Campus, Trivandrum					
Schedule to Balance Sheet as at 31 - 03 - 2014					
Credit Balance in Sundry Debtors				RUPEES	
				upto 31.03.2014	upto 31.03.2013
@insure				572.00	0.00
Addant Systems Pvt Ltd				7,743.00	294.00
Adion Road Links Pvt Ltd				8,801.00	8,801.00
AEGIS Power Engineers				525.00	525.00
Alokin Software Pvt. Ltd.				5,055.00	0.00
AMIGOS Automated Car Wash				0.00	3,446.00
ARS Traffic and Transport Technology (India) P Ltd				2,929.00	3,360.00
Asianet Satellite Communications Ltd				67,128.00	47,731.00
Attinad Software Pvt Ltd				2,612.70	0.00
Aushim Soft Pvt Ltd				1,30,800.00	3,39,162.00
Blue Star Ltd				0.00	290.00
Bharti Airtel Ltd (Broad Band)				12,939.00	0.00
Binary Fountain Solutions Pvt Ltd				1,231.00	0.00
Bread Basket Pvt Ltd				14,844.00	12,198.00
C - DAC				3,87,317.00	3,86,879.00
Capstocks & Securities (India) Pvt. Ltd				3,638.00	0.00
CCS- ELUX Lighting Engineering Pvt Ltd				0.00	6,232.00
Central Bank of India				19,833.00	9,713.00
Channel Foods Pvt Ltd (C/o Chicking)				4,375.00	0.00
Crystal Computer Graphics Pte Ltd				30,884.10	30,884.10
Datec Systems				0.00	9,339.00
Dream Journeys Travel Hub Pvt Ltd				957.00	1,291.00
DSI Technologies P Ltd				2,747.00	0.00
Ecowhite Architectural Engg. & Techn Services P Ltd				0.00	5,995.00
Eezy Car Rentals Pvt Ltd				31.00	31.00
Enigma Solutions Pvt Ltd				14,000.00	17,641.00
Feofus Solutions Pvt Ltd				8,816.00	0.00
FCm Travel Solutions (India) Pvt Ltd				0.00	1,082.00
Fischer Systems (I) P Ltd				5,301.00	2,637.00
Firm Code Ware Solutions LLP				50.00	0.00
Fly Txt Technology Pvt Ltd				13,350.00	12,992.00
Focal 3 Software Pvt Ltd				1,097.00	1,356.00
Founding Minds Software Pvt Ltd				14,714.00	0.00
Freeman White Healthcare Design India (P) Ltd				8,189.00	8,189.00
Gemini Software Solutions Pvt Ltd				0.00	7,383.00
Geojith Financial Services				3,338.00	0.00
Green Craft IT Solutions Pvt Ltd				0.00	1,196.00
Grid Design Solutions Pvt Ltd				707.00	0.00
Hages Business Solutions Pvt Ltd				11,691.00	8,331.00
Handicrafts Development Corporation of Kerala Ltd				162.00	0.00
HDFC Bank Ltd				0.00	11,521.14
HFS Software India Private Limited				36,431.00	16,088.00
Hind Traders				1,276.00	0.00
Idea Cellular Tower Infrastructure Ltd				27,204.38	30,676.00
IIITM - Kerala				0.00	22,515.00
Inapp Information Technologies P Ltd				0.00	2,783.00
Ind Tech Interior & Contractor Pvt Ltd				271.00	0.00
Indus Ind Bank Ltd				7,401.00	0.00
Infoblox Technical Support&Software Develop Pvt Ltd				0.00	4,534.00
Interprise Innovation				1,080.00	0.00
Itrades Financial Services Pvt Ltd				1,792.00	0.00
Integris Healthcare Technologies Pvt Ltd				0.00	1,866.00
ITraitz IT Solutions Pvt. Ltd				2,655.00	2,395.00
J & M Group				2,037.00	1,040.00
J K Fashions Pvt Ltd				620.00	1,141.00
Keechery Engineering Co.				416.00	0.00
Kerala State IT Infrastructure Limited (KSITIL)				2,45,430.16	0.00
KR Builders				396.00	396.00
Link Air Travels & Tours (India) Private Limited				2,160.00	2,160.00
Macrosoft IT Solutions (I) P Ltd				28,723.00	28,723.00
Mansions Consultant Engineers				177.00	0.00
Mecampus Cyber Security & Technology Pvt Ltd				694.00	694.00
Mobatia Technology Pvt Ltd				1,754.00	2,149.00
Muthoot Fincorp Ltd				38,550.00	0.00
MWA Technologies Pvt Ltd				6,019.00	0.00
Neologix Software Solutions				0.00	4,056.00
Nocme Technologies Pvt Ltd				13,778.00	3,015.00
Noratel India Power Components Pvt Ltd				36,048.00	0.00
Oracle India Pvt Ltd				0.00	43,760.68

**TECHNOPARK ANNUAL REPORT
2013-2014**



Electronics Technology Parks - Kerala				
Technopark Campus, Trivandrum				
Schedule to Balance Sheet as at 31 - 03 - 2014				
Schedule - V				
Capital Work in progress				(RUPEES)
Particulars	Work in progress	Additions	Transfers	Work in progress
	as on 01.04.13	during the period		as on 31.03.14
110 kV Substation - Phase III	1,58,25,610.00	2,90,193.00	0.00	1,61,15,803.00
110 kV Substation - Technopark Kollam	4,90,82,755.00	21,20,120.00	0.00	5,12,02,875.00
Air Conditioning - Phase I	3,00,904.00	0.00	0.00	3,00,904.00
Air Conditioning - Phase III	12,33,11,579.00	1,78,40,601.00	0.00	14,11,52,180.00
Air Conditioning - Technopark Kollam	2,51,61,768.00	7,01,241.00	0.00	2,58,63,009.00
Approach Road - NH Bypass - Phase III	0.00	2,52,924.00	0.00	2,52,924.00
Building - Phase I	52,59,871.00	0.00	0.00	52,59,871.00
Building - Phase III	1,42,08,04,282.50	34,81,62,394.00	0.00	1,76,89,66,676.50
Building - Technopark Kollam	21,84,64,176.50	1,23,55,330.00	0.00	23,08,19,506.50
Building - Technopark Kollam - Exe. Hostel	1,34,940.00	0.00	0.00	1,34,940.00
Building - Technopark Kollam - Ladies Hostel	54,490.00	1,36,222.00	0.00	1,90,712.00
Electrical installation - Phase I	0.00	29,02,785.00	0.00	29,02,785.00
Electrical installation - Phase III	9,14,18,108.00	92,84,045.00	49,31,745.00	9,57,70,408.00
Electrical installation - Technopark Kollam	3,36,03,214.00	6,30,273.00	0.00	3,42,33,487.00
Electrical Distribution Network - Kollam	6,62,272.00	2,74,968.00	0.00	9,37,240.00
Electrical Substation - Phase I	85,269.00	7,89,306.00	0.00	8,74,575.00
Electrical Substation - Technocity	44,75,506.00	11,18,018.00	47,13,674.00	8,79,850.00
Embankment Protection - Tech. Kollam	73,05,716.00	0.00	0.00	73,05,716.00
Fire Fighting - Phase III	2,36,59,934.00	70,20,446.00	0.00	3,06,80,380.00
Fire Fighting - Technopark Kollam	65,18,727.00	7,32,866.00	0.00	72,51,593.00
Land Development - Phase II & III	95,46,428.00	76,89,594.00	0.00	1,72,36,022.00
Land Development - Technocity	0.00	10,78,614.00	0.00	10,78,614.00
Land Development - Technopark Kollam	22,67,145.00	1,00,00,385.00	0.00	1,22,67,530.00
Land Scaping Works - Phase III	0.00	76,16,917.00	67,65,510.00	8,51,407.00
Land Scaping Works - Technopark Kollam	3,00,450.00	5,80,750.00	0.00	8,81,200.00
Lifts - Phase I	1,08,800.00	0.00	1,08,800.00	0.00
Lifts - Phase III	5,47,38,436.00	54,08,528.00	0.00	6,01,46,964.00
Lifts - Technopark Kollam	50,95,800.00	0.00	0.00	50,95,800.00
Machinery & Equipment - DG - Phase III	2,38,342.00	51,91,197.00	0.00	54,29,539.00
Peripheral Road - Technopark Kollam	19,028.00	0.00	0.00	19,028.00
Road, Trenches & Pathways - Phase III	3,29,28,023.00	8,07,50,177.00	0.00	11,36,78,200.00
Road - Technocity	0.00	4,05,620.00	0.00	4,05,620.00
Smart Business Centre - Kollam	11,93,407.00	48,77,493.00	0.00	60,70,900.00
Smart Business Centre - Phase III	11,32,916.00	9,52,05,780.00	1,55,78,995.00	8,07,59,701.00
Sweage Treatment Plant - Phase III	59,50,923.00	93,07,537.00	0.00	1,52,58,460.00
Sweage Treatment Plant - Tech. Kollam	3,55,748.00	2,75,000.00	0.00	6,30,748.00
Street Lighting - Phase III	1,66,040.00	0.00	0.00	1,66,040.00
Street Lighting - Technopark Kollam	93,10,646.00	1,11,143.00	0.00	94,21,789.00
Waste Management Plant - Phase III	0.00	1,17,037.00	0.00	1,17,037.00
Water & Sanitary Installation - Kollam	3,66,99,344.00	0.00	0.00	3,66,99,344.00
Water & Sanitary Installation - Phase III	3,64,64,220.00	69,16,394.00	3,13,60,463.00	1,20,20,151.00
Water Supply System - Rehabilitation - Technocity	0.00	32,20,560.00	24,31,537.00	7,89,023.00
Gross Total	2,22,26,44,818.00	64,33,64,458.00	6,58,90,724.00	2,80,01,18,552.00

2,81,79,69,272.00

TECHNOPARK ANNUAL REPORT 2013-2014



	Bank of India- Kazhakuttom- S	500000		
	Bank Of India - S B A/c No.	500000		
	Canara Bank SB A/c No. 1577	2548016		
	CBI- Technocity A/c No. 3016077849		48790178	
	Central Bank A/c No.30135532	272651		
	Central Bank SB A/c - 300405	3578452.17		
	Indian Overseas Bank - S B A/	2786769		
	SBI Current A/C No.303267146	36450		
	SBI Main SB A/c (1008)	288661798.4		
	SBI - TBI A/c 30010065452		6975	
	SBI, T-BIC 30044703883 (New)	1354495.3		
	SBI Technopark Br. A/c 1001		171502031.6	
	South Indian Bank SB A/c No. 12790		20000000	
	South Indian Bank - SB A/c No. 12983 (Phase III)		184958750	
	State Bank of Travancore - S B	500000		
	Technocity Phase IV-SB A/c No. 3016077849		677952415	
	The South Indian Bank Ltd SB	81542770		
	Union Bank of India - Attipra (S	9751		
	Union Bank of India, KZM	7656		
	Central Bank of India 8066	16216893		
	Hongkong & Shanghai Banking	1424234.44		
	Technopower A/c 1020 (SBI- TP)		59379.62	

**TECHNOPARK ANNUAL REPORT
2013-2014**

Fixed Assets

Schedule to Balance Sheet as at 31 - 03 - 2014				
ELECTRONICS TECHNOLOGY PARKS - KERALA				
SCHEDULE IV :- Fixed Assets				(RUPEES)
Particulars	Cost as on 01.04.2013	Additions/transfer during the year	Adjustments/ Transfer	Cost as on 31.03.2014
Air Conditioning	8,93,71,535.75	4,49,006.00	0.00	8,98,20,541.75
Air Conditioning - TP Kollam	26,500.00	35601.00	0.00	62,101.00
Buildings	1,40,29,25,044.07	6,65,390.00	0.00	1,40,35,90,434.07
Buildings - TP Kollam Project Office	7,36,521.00	0.00	0.00	7,36,521.00
Canteen Equipments	4,70,657.46	0.00	0.00	4,70,657.46
Computer Systems	71,98,064.47	4,73,090.00	10,500.00	76,60,654.47
Computer Systems - TP Kollam	86,265.00	0.00	0.00	86,265.00
Electrical Installations - Kollam	42,633.00	0.00	0.00	42,633.00
Electrical Installations & Fittings	23,09,54,643.04	0.00	0.00	23,09,54,643.04
Electrical Installations - Phase III	6,56,425.00	49,30,071.00	0.00	55,86,496.00
Electrical Installations - Technocity	2,01,011.00	1,72,842.00	0.00	3,73,853.00
Electrical Substation - Phase II & III	10,45,74,695.00	0.00	0.00	10,45,74,695.00
Electrical Substation - Technocity	0.00	4713674.00	0.00	47,13,674.00
Electrical Substation - TP Kollam	15,61,196.00	0.00	0.00	15,61,196.00
Embankment Protection - Phase III	5,31,53,306.00	0.00	71,754.00	5,30,81,552.00
Fire Fighting Equipments	2,68,52,361.44	22,11,156.00	0.00	2,90,63,517.44
Fire Station Office	12,55,098.00	0.00	0.00	12,55,098.00
Furniture & Fixtures - TP Kollam	3,21,300.00	18,320.00	0.00	3,39,620.00
Furniture & Fixtures - Phase III	17,148.00	15467.00	0.00	32,615.00
Furniture & Fixtures	2,69,60,953.32	12,55,152.00	0.00	2,82,16,105.32
Health Club Equipments	14,34,754.00	0.00	0.00	14,34,754.00
Information Bureau	5,89,257.60	0.00	0.00	5,89,257.60
Land - Phase I & II	99,41,29,452.96	5,28,03,619.00	0.00	1,04,69,33,071.96
Land - Technocity	3,01,65,91,932.10	1,06,57,420.00	0.00	3,02,72,49,352.10
Land Acquisition - Phase III	59,35,30,900.50	69,98,526.00	0.00	60,05,29,426.50
Land Development - Kollam	6,19,94,975.00	0.00	0.00	6,19,94,975.00
Library Books	6,26,871.12	16,045.00	0.00	6,42,916.12
Lifts	6,70,05,840.00	1775512.00	41,21,935.00	6,46,59,417.00
Machinery & Epuipement	12,03,76,995.95	58,14,578.00	14,90,000.00	12,47,01,573.95
Machinery & Epuipement - Kollam	83,668.00	0.00	0.00	83,668.00
Office Equipments	13,84,550.16	38502.00	0.00	14,23,052.16
Other Assets (General)	61,18,775.01	11,36,768.00	0.00	72,55,543.01
Other Assets (General) - Phase III	0.00	12,300.00	0.00	12,300.00
Other Assets (General) - Kollam	39,089.00	28386.00	6,600.00	60,875.00
Outdoor Court & Jogging Track - Club	21,48,906.00	0.00	0.00	21,48,906.00
Painting & Sculptures	2,89,666.00	0.00	0.00	2,89,666.00
Pump House and Sump	62,79,503.00	0.00	0.00	62,79,503.00
Ring Road - Phase I	2,47,66,844.00	0.00	0.00	2,47,66,844.00
Road (Internal) - Phase III	0.00	2331350.00	0.00	23,31,350.00
Road - Technocity	16,58,274.00	-	0.00	16,58,274.00
SBC - Phase III	0.00	1,55,78,995.00	0.00	1,55,78,995.00
Sewage Treatment Plant	64,65,806.00	0.00	0.00	64,65,806.00
Sewage Treatment Plant - Kollam	59,65,722.00	0.00	0.00	59,65,722.00
Software Packages	47,99,009.10	99,030.00	0.00	48,98,039.10
Software Packages - TP Kollam	18,150.00	0.00	0.00	18,150.00
Telecommunication Equipments	68,91,099.00	0.00	0.00	68,91,099.00
Telephone Installations & Cabling	17,02,649.55	47,285.00	0.00	17,49,934.55
Test Instruments	5,282.00	0.00	0.00	5,282.00
Tools	3,64,629.35	0.00	0.00	3,64,629.35
UPS Aptara	10,91,340.00	0.00	0.00	10,91,340.00
Vehicles	2,77,282.00	1739579.00	0.00	20,16,861.00
Water & Sanitary Installations	3,52,66,803.92	0.00	0.00	3,52,66,803.92
Water & Sanitary Installations - Phase III	0.00	3,14,14,111.00	0.00	3,14,14,111.00
Water & Sanitary Installations - Kollam	24,210.00	0.00	0.00	24,210.00
Water Supply & Sanitary Works	1,58,383.00	7,45,338.00	0.00	9,03,721.00
Water Supply System - Technocity	0.00	24,31,537.00	0.00	24,31,537.00
Total	6,90,94,45,977.87	14,86,08,650.00	57,00,789.00	7,05,23,53,838.87

TECHNOPARK ANNUAL REPORT 2013-2014



Particulars	Depreciaion	Depreciaion	Adjustments	Depreciaion	Depreciaion	W.D.V. as on	W.D.V. as on
	Rates (%)	upto 31.03.2013		for the year	upto 31.03.2014	31.03.2014	31.03.2013
Air Conditioning	13.91%	4,41,41,399.78	0.00	63,36,970.88	5,04,78,370.66	3,93,42,171.09	4,52,30,135.97
Air Conditioning - TP Kollam	13.91%	10,532.33	0.00	5,707.92	16,240.25	45,860.75	15,967.67
Buildings	5%	50,30,00,005.04	0.00	4,50,28,392.70	54,80,28,397.74	85,55,62,036.33	89,99,25,039.03
Buildings - TP Kollam	5%	71,901.86	0.00	33,230.96	1,05,132.82	6,31,388.18	6,64,619.14
Canteen Equipments	13.91%	3,83,405.29	0.00	12,136.78	3,95,542.07	75,115.39	87,252.17
Computer Systems	40%	61,26,620.75	8,240.85	5,03,809.95	66,22,189.85	10,38,464.62	10,71,443.72
Computer Systems - TP Kollam	40%	63,262.16	0.00	9,201.14	72,463.30	13,801.70	23,002.84
Electrical Installations - Kollam	13.91%	2,160.89	0.00	5,629.67	7,790.56	34,842.44	40,472.11
Electrical Installations & Fittings	13.91%	14,16,31,779.24	0.00	1,24,24,810.35	15,40,56,589.59	7,68,98,053.45	8,93,22,863.80
Electrical Installations - Phase III	13.91%	1,03,34,232.88	1,03,01,595.18	88,647.64	1,21,285.34	54,65,210.66	(96,77,807.88)
Electrical Installations - Technocity	13.91%	76.60	0.00	28,015.85	28,092.45	3,45,760.55	2,00,934.40
Electrical Substation - Phase II & III	13.91%	3,94,18,965.49	0.00	90,63,161.97	4,84,82,127.46	5,60,92,567.54	6,51,55,729.51
Electrical Substation - TP Kollam	13.91%	4,04,558.40	0.00	1,60,888.29	5,65,446.69	9,95,749.31	11,56,637.60
Electrical Substation - Technocity	13.91%	0.00	0.00	1,796.36	1,796.36	47,11,877.64	0.00
Embankment Protection - Phase III	0%	0.00	0.00	0.00	0.00	5,30,81,552.00	5,31,53,306.00
Fire Fighting Equipments	13.91%	1,70,28,585.28	0.00	15,51,217.14	1,85,79,802.42	1,04,83,715.02	98,23,776.16
Fire Station Office	5%	62,754.90	0.00	59,617.16	1,22,372.06	11,32,725.94	11,92,343.10
Furniture & Fixtures - TP Kollam	18.10%	88,446.88	0.00	44,780.98	1,33,227.86	2,06,392.14	2,32,853.12
Furniture & Fixtures - Phase III	18.10%	9,369.53	0.00	9,141.46	18,510.99	14,104.01	7,778.47
Furniture & Fixtures	18.10%	1,80,81,905.29	0.00	17,61,786.28	1,98,43,691.57	83,72,413.75	88,79,048.03
Health Club Equipments	40%	13,34,592.90	0.00	40,064.44	13,74,657.34	60,096.66	1,00,161.10
Information Bureau	100%	5,89,257.60	0.00	0.00	5,89,257.60	0.00	0.00
Land	0%	0.00	0.00	0.00	0.00	1,04,69,33,071.96	99,41,29,452.96
Land - Technocity	0%	0.00	0.00	0.00	0.00	3,02,72,49,352.10	3,01,65,91,932.10
Land Acquisition - Phase III	0%	0.00	0.00	0.00	0.00	60,05,29,426.50	59,35,30,900.50
Land Development - Kollam	0%	0.00	0.00	0.00	0.00	6,19,94,975.00	6,19,94,975.00
Library Books	100%	6,26,871.12	0.00	16045.00	6,42,916.12	0.00	0.00
Lifts	13.91%	4,18,37,508.45	36,73,680.46	35,44,219.90	4,17,08,047.89	2,29,51,369.11	2,51,68,331.55
Machinery & Equipment	13.91%	7,59,49,215.46	13,99,518.26	62,77,067.67	8,08,26,764.87	4,38,74,809.08	4,44,27,780.49
Machinery & Equipement - Kollam	13.91%	382.63	0.00	11,584.99	11,967.62	71,700.38	83,285.37
Office Equipments	13.91%	9,80,690.75	0.00	57,303.52	10,37,994.27	3,85,057.89	4,03,859.41
Other Assets (General)	13.91%	39,46,902.65	0.00	3,88,922.10	43,35,824.75	29,19,718.26	21,71,872.36
Other Assets (General) - Phase III	13.91%	0.00	0.00	4.69	4.69	12,295.31	0.00
Other Assets (General) - TP Kollam	13.91%	14,835.01	2,865.48	3,590.09	15,559.62	45,315.38	24,253.99
Outdoor Court & Jogging Track - Club	5%	3,08,852.85	0.00	92,002.66	4,00,855.51	17,48,050.49	18,40,053.15
Painting & Sculptures	5%	1,06,411.50	0.00	9,162.73	1,15,574.23	1,74,091.77	1,83,254.50
Pump House and Sump	5%	12,88,983.65	0.00	2,49,525.97	15,38,509.62	47,40,993.38	49,90,519.35
Ring Road - Phase I	5%	35,34,563.60	0.00	10,61,933.38	45,96,496.98	2,01,70,347.02	2,12,32,280.40
Road (Internal) - Phase III	5%	0.00	0.00	319.36	319.36	23,31,030.64	0.00
Road - Technocity	5%	62,142.79	0.00	79,806.56	1,41,949.35	15,16,324.65	15,96,131.21
SBC - Phase III	5%	0.00	0.00	7,725.47	7,725.47	1,55,71,269.53	0.00
Sewage Treatment Plant	10%	17,28,480.19	0.00	4,73,732.58	22,02,212.77	42,63,593.23	47,37,325.81
Sewage Treatment Plant - Kollam	10%	52,302.22	0.00	5,91,341.98	6,43,644.20	53,22,077.80	59,13,419.78
Software Packages	40%	39,56,959.97	0.00	3,56,762.22	43,13,722.19	5,84,316.91	8,42,049.13
Software Packages - TP Kollam	40%	14,233.90	0.00	1,566.44	15,800.34	2,349.66	3,916.10
Telecommunication Equipments	13.91%	60,63,541.27	0.00	1,15,113.28	61,78,654.55	7,12,444.45	8,27,557.73
Telephone Installations & Cabling	13.91%	13,23,359.00	0.00	61,188.76	13,84,547.76	3,65,386.79	3,79,290.55
Test Instruments	15.62%	4,987.57	0.00	45.99	5,033.56	248.44	294.43
Tools	13.91%	3,15,455.06	0.00	6,840.14	3,22,295.20	42,334.15	49,174.29
UPS - Aptara	40%	7,02,763.16	0.00	1,55,430.74	8,58,193.90	2,33,146.10	3,88,576.84
Vehicles	25.89%	2,55,003.60	0.00	1,04,925.52	3,59,929.12	16,56,931.88	22,278.40
Water & Sanitary Installations	10%	1,82,12,710.67	0.00	17,05,409.33	1,99,18,120.00	1,53,48,683.92	1,70,54,093.25
Water & Sanitary Installations - Kollam	10%	721.23	0.00	11,117.17	11,838.40	12,371.60	23,488.77
Water & Sanitary Installations - Phase III	10%	0.00	0.00	8,768.29	8,768.29	3,14,05,342.71	0.00
Water Supply & Sanitary Works	10%	3,948.73	0.00	69,804.28	73,753.01	8,29,967.99	1,54,434.27
Water Supply System - Technocity	10%	0.00	0.00	666.17	666.17	24,30,870.83	0.00
Total		94,40,75,640.11	1,53,85,900.23	9,26,30,934.90	1,02,13,20,674.78	6,03,10,33,164.09	5,96,53,70,337.76

TECHNOPARK ANNUAL REPORT
2013-2014

Schedule X

Significant Accounting Policies and Notes on Accounts forming part of the Balance Sheet and Income and Expenditure Account for the year ended 31st March 2014.

1. The accompanying financial statements have been prepared in accordance with the historical cost conventions and on accrual basis.
2. Technopark recognizes its income on accrual basis. However, where the ultimate collection lacks certainty, the revenue recognition is postponed.
3. Fixed Assets are carried at cost of acquisition less depreciation. Cost of fixed assets includes all expenses wholly and exclusively meant for acquiring/creating fixed assets.
4. Depreciation has been charged on written down value method. Proportionate depreciation has been charged in respect of assets capitalized / acquired and sold during the year. The rates have been applied as in the last year.
5. Grant received from Government of Kerala during the year amounting to Rs 6500 lakhs and from Government of India to Rs 71.53 lakhs has been shown under Capital Fund Account.
6. Stock of Stationery items, if any, has not been quantified at the end of the year and the entire expenditure has been taken as consumption for the year.
7. Previous year's figures and accounts have been re-grouped or re-classified wherever found necessary to confirm with current year's classification.
8. Prior period Income /Expenditure has resulted in net credit of Rs69,86,220.18. The details of Prior period income/expenditure are shown in Annexure XVI.
9. Interest on loan amounting to Rs 23,41,30,443/- includes Rs 4,04,85,562/- on Govt. of Kerala Loan , Rs 1,75,92,118/- on loan from Canara Bank for the construction of Thejaswini Building ,Rs 47,11,695/- on loan from Central Bank of India taken for the construction of Bhavani and Gayatri buildings and Rs 16,26,67,419/- interest on loan taken from the consortium banks for Technocity land acquisition and Rs54,80,463/- interest on loan taken from the consortium banks for Phase III infrastructure development.
10. Balance of interest on loan for Infrastructure Development at Phase III (Rs 25,75,81,764/-) has been added to respective assets which are directly attributable to the acquisition of the qualifying assets as per Accounting Standard 16.
11. No provision for interest has been made on amount of Rs 6577.44 lakhs received from NABARD RIDF scheme through Government of Kerala for Technopark Kollam.
12. Details of work completed and transferred to capital asset is shown in Schedule V.
13. No provision for additional compensation, if any, payable for land acquisition has been made. Whenever the concerned authority makes a demand, the same shall be paid.

**TECHNOPARK ANNUAL REPORT
2013-2014**

14. Leave salary and Gratuity are accounted as and when paid and no provision for the same has been made in the accounts in accordance with Accounting Standard 15.
15. Against a demand of Rs 602.22 lakhs from Corporation of Trivandrum towards property tax of Thejaswini building for the period upto 31st March 2014 an amount of Rs158.55 lakhs has been provided and the balance amount is disputed and hence not provided for.
16. Loans & Advances includes Rs 4,49,47,056/- being interest and penalty paid for the delay in collecting and remitting service tax on land lease down payment. Technopark has sought for refund of this amount.
17. Work Deposit with PWD and KWA Technocity includes Rs 63,83,263/- being interest on loan availed.
18. Electricity and water charges shown as the net of debit and credit.
19. Surcharge for delayed payments @ 1% has been debited to the party's accounts.
20. Sundry Debtors, Sundry Creditors, Loans & Advances and Deposits are subject to reconciliation and confirmation.
21. As per agreement dated 28/02/1994, an amount of Rs3.00 crores has been advanced to Software Technology Parks of India as interest free loan for setting up a Satellite Earth Station at Technopark. The repayment of loan was to be made from the surplus generated from the earth station. The loan is neither recovered nor are all the terms of agreement complied with.
22. An amount of Rs7.50 lakhs has been paid on 13-03-2001 to The District Collector, Trivandrum as Stamp Duty on land acquired for Technopark. Since payment of Stamp Duty is exempted as per G O (P) No. 93/99 dated 28.06.1999, the amount of Rs7.50 lakhs has been shown as recoverable from The District Collector. An amount of Rs 67.50 lakhs towards establishment charges for land acquisition has been shown payable to The District Collector.
23. Technopark has been sanctioned two Term Loan Central Bank of India and Canara Bank as per details given below.

Name of Bank	Loan Amount (Rs in lakhs)	Security for Loan
Central Bank of India	2,000.00	The loan is secured on the equitable mortgage of 5 acres of land valued at Rs110.00 lakhs and the proposed building (Bhavani and Gayathri) there on and improvements which may be made thereafter and also by the hypothecation of furniture and fixtures installed or to be installed in those buildings.

**TECHNOPARK ANNUAL REPORT
2013-2014**

Canara Bank	3,300.00	Sanctioned for the construction of Thejaswini Building. The loan is secured on the equitable mortgage of 3.90 acres of land valued at more than Rs 75.00 lakhs and the proposed building thereon.
-------------	----------	---

24.

Name of Bank	Loan Amount (Rs in lakhs)	Security for Loan
South Indian Bank	1000.00	Sanctioned for land acquisition, landscaping and embankment protection work at Phase III. The loan is secured on the equitable mortgage of 10.78 acres of land to be developed for a total cost of Rs 1487.00 lakhs.
Consortium of Banks Central Bank of India SBT IOB Bank of India	15,000.00 9,000.00 5,000.00 4,000.00	The loan is secured on the mortgage and hypothecation charge on the Borrower's entire immovable and moveable properties (both tangible and intangible) including moveable machinery spares, tools and accessories of the borrower, both present and future, coming in the Technocity Project which are acquired by utilizing the loan amount.
Consortium of Banks South Indian Bank Federal Bank Ltd Catholic Syrian Bank Indian Bank	10,080.00 6,000.00 4,000.00 1,850.00	For the purpose of basic infrastructure development and Green IT building in Technopark Phase III. The loan is secured on the equitable mortgage on all immovable properties admeasuring 20.16 acres of land with building proposed to be constructed and infrastructure facilities of the security on / of the right, title, interest and hypothecation of all moveable assets both present and future acquired out of the term loan sanctioned.

25. Property Tax amounting to Rs 234.44 lakhs has been incurred during the year 2013-14 and an amount of ` 180.28lakhs is shown as recoverable from companies.

26. (a) The Income Tax Department vide their letter AAAFE6638A dated 22.08.2008 demanded the payment of Advance Tax for the Assessment Year 2009-10, on the ground that Technopark may not be able to claim exemption under section 11 of the Income Tax Act, in view of the amendment to section 2(15) of the Income Tax Act. Technopark has filed an appeal before the Hon. High Court of Kerala against the above demand. The Hon'ble High Court of Kerala has directed to approach the assessing authority.

TECHNOPARK ANNUAL REPORT
2013-2014

- (b) On 08.04.2011, an intimation U/s 143(1) refunding Rs 2,68,15,271/- along with interest Rs32,17,836/- has received by Technopark as refund of Income Tax for the Assessment Year 2009-2010.
- (c) Subsequently, the return of income was taken up for scrutiny assessment on 16.09.2010 and an order U/s 143 (3) dated 30.11.2011 was served on Technopark by the Income Tax Department demanding Rs 4,15,64,768/- towards the Tax payable for the Assessment Year 2009-2010. Technopark has remitted Rs3,60,34,480/- under protest after adjusting the TDS for 2009-10 as demanded by the Assessing Officer. An appeal has been filed against the order with the Commissioner of Income Tax (A) and he has allowed to continue the exemption u/s. 11 of the Income Tax Act in view of the amendment made u/s. 2(15) of the Act.
27. Interest on deposits with banks representing capital grants are credited to the Corpus Fund as per the practice followed by Technopark hitherto.
28. An amount of Rs 30 lakhs has been received as Grant from Government of Kerala for setting up of Knowledge Cities. The entire amount has been utilized and an additional amount of Rs11.97 lakhs has been charged off to revenue.
29. Technopark has paid Rs12.60 crores during 2006-07 to the Special Tahsildhar Additional LA unit towards land acquisition charges for Phase III. Out of this they have spent an amount of Rs4,50,43,660/- towards LA awards and establishment charges. Technopark has received an amount of Rs7.50 crores during 2008-09 as refund from the Special Tahsildhar LA. The balance amount of Rs59,56,340/- is shown as receivable from the Special Tahsildhar LA during 2008 - 09.
30. Commissioner, Central Excise, Customs & Service Tax issued a notice dt.07.10.2011 requiring Technopark to show cause as to why Rs 1528.86 lakhs should not be recovered from Technopark towards service tax for the period 2006-07 to 2010-11 along with interest & penalty. Technopark filed an objection to the Commissioner (A). He issued an order dt.27.02.2013 demanding Rs 598.95 lakhs towards service tax along with interest & penalty. Technopark filed an appeal against the order along with stay petition at CESTAT, Bangalore. The CESTAT granted conditional stay for recovery of demand based on the pre deposit of Rs 30 lakhs which was deposited and the final hearing on the appeal is pending with CESTAT. To the extent of demand there exist a contingent liability.
31. Government of Kerala vide GO(Ms) No. 15/2014/ITD dt.26.03.2014 have released an amount of Rs500 lakhs to Technopark as loan at 11.50% p.a. Further as per GO(Ms) No.24/2014/ITD dt.23.07.2014, the same amount has been converted as Grant-in-aid and hence no interest has been provided on the loan.

TECHNOPARK ANNUAL REPORT
2013-2014

32. An amount of Rs46,72,054/- earned as rental income and a debit balance of Rs90,971/- incurred for building maintenance from November 2013 is treated as revenue income / expense from Phase III. The building and the allied infrastructure has not yet been capitalized. An amount of Rs 54,80,463/- being interest on term loan for Phase III from November 2013 to March 2014 has been charged to revenue.

Signatories to Schedules I to X and A to J

P.H. Kurian IAS

Chairman PIB

Principal Secretary

(Department of Information
Technology)

Government of Kerala

K.G. Girish Babu

Chief Executive Officer

Technopark

L. Jayanthi

Chief Finance Officer

Technopark

Thomas K Mathew

Thomas Mathew & Co

Chartered Accountants

(Mem. No. 16067)

(Firm Reg No.08267 S)



Marketing Activities

2013

MAY 4, 2013

Digital Brand Group opens New Office at Technopark

Digital Brand Group Pvt. Ltd. (DBG), a privately-owned US-based business and technology company opened its new office in Technopark. The 4000 sq.ft office space in Thejaswini will be the hub for all the technical support for the overseas clients of DBG. The office was inaugurated in the presence of Technopark Sr. Business Development Manager Mr. M Vasudevan, Jermiah Jacks, CEO, DBG and Deepu Nath, Managing Director DBG.



MAY 27, 2013

Technopark @ CeBIT Australia 2013

As part of the India ICT Delegation to Australia, nine start-ups from Technopark, Trivandrum who are members of the Technology Business Incubation Group (TBIG) companies are participating in CeBIT Australia during May 28-30, 2013.





JUNE 14, 2013

Kerala Governor's Visit to Technopark

Mr. Nikhil Kumar, the Governor of Kerala visited Technopark Trivandrum. The Governor commented that Technopark is a very prestigious establishment and feel very proud to be in the campus. He mentioned that this most modern and beautiful campus should be given every opportunity to expand and he will provide all support for the growth of Technopark to its full potential.



SEPTEMBER 6, 2013

Entrepreneurs' Weekend

The Hon'ble Minister for Finance, Law and Housing Shri K M Mani launched the #Kerala Entrepreneurs' Week and inaugurated the #KFC- #KSEDM scheme by distributing sanction communication to 12 companies of Technology Business Incubation Group Technopark (T- TBI).



TECHNOPARK ANNUAL REPORT 2013-2014

OCTOBER 20, 2013

Kerala IT @ GITEX 2013

GITEX TECHNOLOGY WEEK held in Dubai from 20 - 24 October 2013, is the Middle East, Africa and South Asia's largest, most specialised ICT trade event. Now on its 33rd edition, GITEX features over 25,000 regional C-level executives and over 3,500 international technology companies.



OCTOBER 28, 2013

Team Kerala IT in Bahrain


Team Kerala IT headed by Mr. P. H. Kurian IAS, Principal Secretary, Industries and IT met several key investor groups in Bahrain last days.



OCTOBER 29, 2013

Deputy High Commissioner's Visit

H.E. Mr. Bharat Joshi, Deputy High Commissioner, British Deputy High Commission, Chennai, visited Technopark. The Deputy High Commissioner assured that he will visit Kerala more often and provide maximum support for trade and investment, particularly for the IT/ITeS industry.



TECHNOPARK ANNUAL REPORT 2013-2014

NOVEMBER 2, 2013

First Company @ Technopark Kollam

Twixt Technologies Pvt Ltd. is the first company to start functioning from Technopark Kollam campus. The company, owned by a few young enthusiasts started their trail operations from the Kollam Park at 11 am on 1st November 2013. Twixt Technologies will be functioning from the second floor of Ashtamudi Tower at SBC Module No.4 (11 +1 seater)



26TH NOVEMBER, 2013

Team Kerala IT @ India IT Show 2013 by IndiaSoft

The International B2B Platform which explored IT business between over 400 global IT buyers and 150 Indian IT Companies. The India IT show comprised of exhibitions & conferences. The great IT event was held at Renaissance Mumbai Convention Center Hotel, Mumbai, Maharashtra, on 26th & 27th November, 2013.



DECEMBER 5, 2013

Technopark Phase III Visit With Allianz

Allianz Group MD, Mr. Rakesh Kumar Gupta, IT Director Mr. John Knoll, Technopark, Trivandrum CEO Mr. K G Girish Babu and Technopark's Senior Manager - Business Development Mr. M Vasudevan during a visit at Technopark Phase III campus.





Thank You

